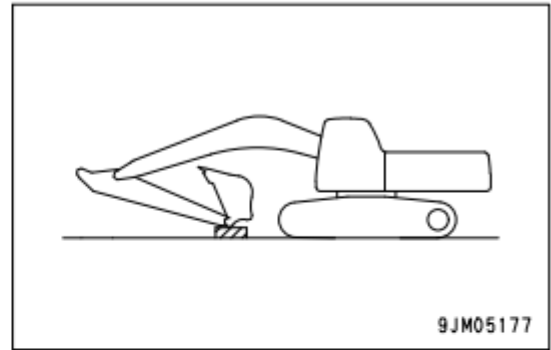
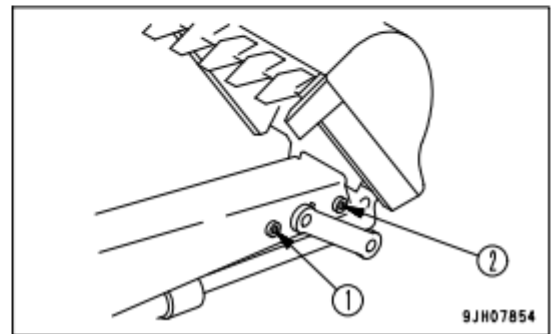


18 Point Grease Reference Guide

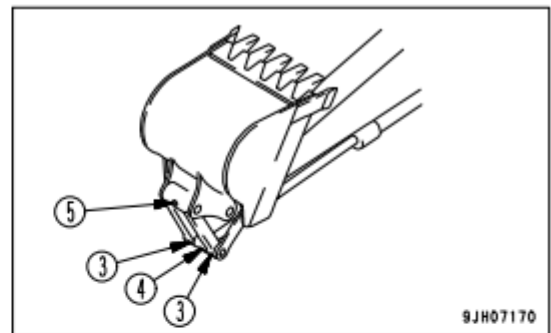
1. Set the machine to the greasing posture shown on the right, lower the work equipment to the ground, then stop the engine.
2. By using a grease pump, pump in grease through the grease fittings shown by arrows.
3. After greasing, wipe off any old grease that was pushed out.



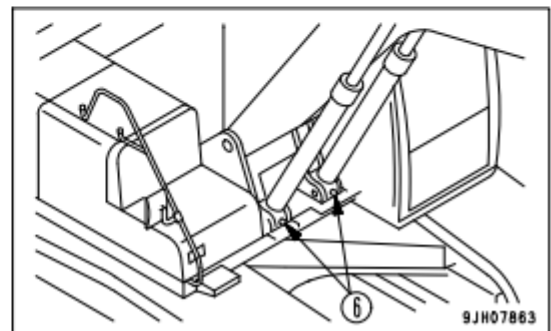
- Arm-Link coupling pin (1 place)
- Arm - Bucket coupling pin (1 place)



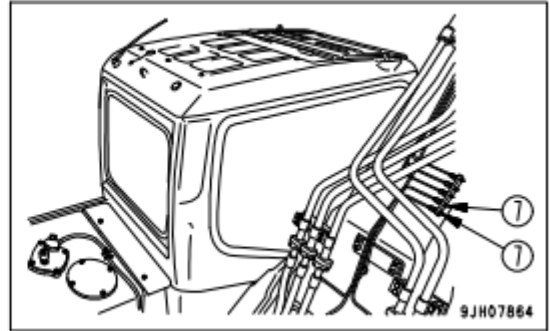
- Link coupling pin (2 places)
- Bucket cylinder rod pin (1 place)
- Bucket-Link coupling pin (1 place)



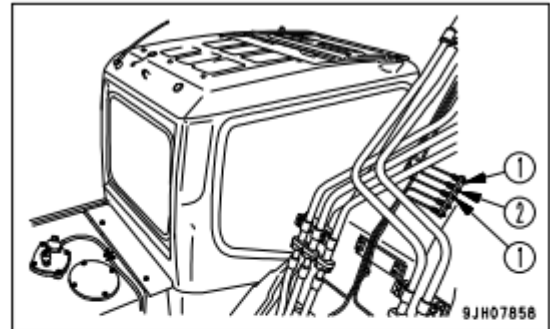
- Boom cylinder foot pin (2 places)



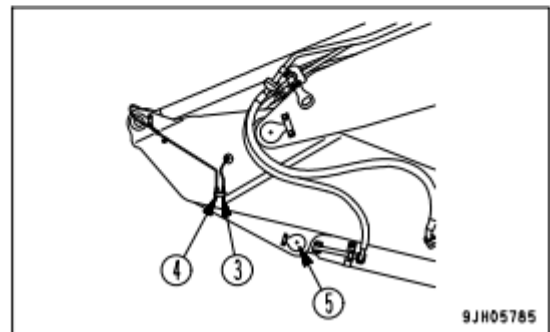
Boom foot pin (2 places)



Boom cylinder rod pin (2 places)
Arm cylinder foot pin (1 places)



Boom-Arm coupling pin (1 place)
Arm cylinder rod end (1 place)
Bucket cylinder foot pin (1 place)



LUBRICATE SWING CIRCLE

1. Lower the work equipment to the ground.
2. By using a grease pump, pump in grease through the grease fittings shown by arrows. (2 places)
3. After greasing, wipe off any old grease that was pushed out.

